

Z400

 Kawasaki



Kawasaki Z400: it's a whole lot more for

You can take it to work....or clear across the continent. With a passenger, if you like. The Kawasaki Z400 is so willing you can say it's an all-round great bike for everyday riders who know what they need rather than imagine what they want.

Want more machismo? Get the King Kawasaki Z1000. But if that's just too much bike for you, settle for the sensible Z400. You're not going without, only a little less.

Less is more than enough for today

There are speed restrictions. Parking restrictions. Noise restrictions. Pollution restrictions. And all kinds of other bothers the everyday ride has to live with today. But motorcycling is still fun when you ride a Kawasaki Z400. You see, it was designed to cope with today's constraints—and still deliver ample performance.



It's a modern-concept 4-stroke twin cylinder middleweight. It emphasizes smoothness with its counter-rotating dynamic balancers which reduce annoying vibrations to a turbine-like power phase.

And like all the other Kawasaki 4-strokes in the Z Series, there's the PCV (Positive Crankcase Ventilation) system which cuts hydrocarbon emissions 40% by automatically recycling blow-by gasses through the constant-velocity carbs.


All this means the Z400 has good manners to go with good performance and economy. No other bike in its class has all these features.

New audible turn signals, full equipment.


Like bigger bikes in the Kawasaki range,



Smooth power. Simple design.



Information in an instant.



Integrated grips and switches.

un than just a run-around-town bike.

the Z400 is fitted with turn signals you can hear as well as see. It helps you remember to switch them off when you've made the turn and that could be important to your safety.

Other safety features include: a powerful front disc brake to complement the rear drum, and all the hand and foot controls are designed for convenient, instant operation. The Z400 was designed for bike riders by bike riders who know what's wanted and what feels good and safe.



The double downtube frame's geometry and rigidity is just right for this size road bike and the conventional Kawasaki long-action front forks and adjustable rear shocks all add up to secure handling.

Instruments include a matching pair: speedometer and tachometer calibrated with large, legible digits. And there's a line-up of signal lamps to tell you everything else you want to know.

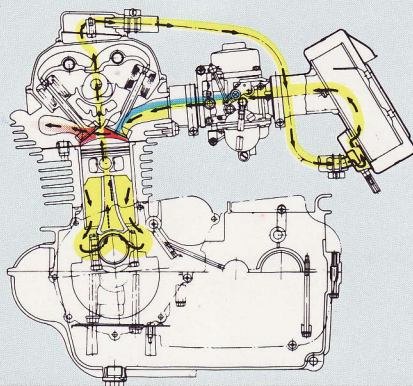
The twin exhaust pipes have been specially treated with a bright chrome coating that resists discolouration—even if the Z400 is run flat-out for extended periods of time.

The lighting system is strong and the electrical system is reliable. Reliability and all-round capability is what the Z400 is all about. From the first touch of the electric starter and smooth purr of the engine you get that feeling of confidence.

Of total competence. The everyday rider asks a lot from his motorcycle and the Kawasaki Z400's got everything he asks for....everything you want.



Efficient air cleaner.



Anti-pollution system.



A powerful front stopper.



Z400-D4 SPECIFICATIONS

PERFORMANCE

Maximum horsepower	36 hp/8,500 rpm
Maximum torque	3.3 kg-m/7,500 rpm (23.9 ft-lb/7,500 rpm)
Acceleration	SS 400 m (1/4 mile): 14.4 sec.
Climbing ability	24°
Minimum turning radius	2.3 m (90.6 in.)

ENGINE

Type	4-stroke, 2-cylinder, air-cooled, SOHC
Displacement	398 cc (24.28 cu. in.)
Bore and stroke	64 x 62 mm (2.52 x 2.44 in.)
Compression ratio	9.4 : 1
Ignition system	Battery and coil
Starting system	Electric starter & kick
Lubrication system	Forced lubrication (wet sump)

TRANSMISSION

Type	5-speed, constant mesh, return shift
Shift pattern	1-N-2-3-4-5
Clutch	Wet, multi-disc

The specifications mentioned here apply to and have been achieved by production models under standard operating conditions. We intend only to give a fair description of the motorcycles and their performance capabilities but these specifications may



Colours available: Candy Super Red, Candy Orient Blue

FRAME

Type	Tubular, double cradle
Suspension: Front	Telescopic fork
Rear	Swing arm
Tyre size: Front	3.25S—18 4PR
Rear	3.50S—18 4PR

BRAKES

Front	Single disc brake, Effective disc dia. 226 mm (8.9 in.)
Rear	Drum, 180 x 30 mm (7.09 x 1.18 in.)
Braking distance	13.5 m @ 50 kph (44.3 ft @ 31 mph)

DIMENSIONS

Length, overall	2,080 mm (81.9 in.)
Width, overall	775 mm (30.5 in.)
Height, overall	1,050 mm (41.3 in.)
Wheelbase	1,370 mm (53.9 in.)
Ground clearance	125 mm (4.9 in.)
Dry weight	175 kg (386 lbs.)
Fuel tank capacity	14.0 litres (3.1 Imp. gal.)

not apply to every machine supplied for sale. Kawasaki Heavy Industries, Ltd. reserves the right to alter specifications without prior notice.



Use your head. Wear a helmet. Enjoy safe riding.

N. J. Strandberg & Sønner A/S
Peter Bangsvej 76
2000 Kbh. F. - Tlf. GO 2915

KAWASAKI
HEAVY INDUSTRIES, LTD.
ENGINE AND MOTORCYCLE GROUP
IMPORT:
CARL ANDERSEN
RANDERSVEJ 150, 8200 ÅRHUS N
TLF. (06) 16 33 88

99980-019-02 Printed in Japan